



Waddell News

Waddell Elementary School

163 Broad Street, Manchester, CT 06042



Stuart Wolf, Principal

December 2018

Principal's Message

It was great to see nearly all of our families for our first term report card conferences in November! The family of nearly every single one of our students came to Waddell to meet with their child's teacher during our report card conferences in spite of losing one day to snow. Conferences are another opportunity for you to work in partnership with your child's teacher to improve the educational experience of your child. When each of you shares what you know about your child's strengths and needs, you can form a plan, together with the teacher, to help them. Being engaged in your child's education is the single most powerful way to assure that they are successful in school. Attending the report card conference and working together with your child's teacher is one piece of being engaged. This sends the message, "Your education is important to me," to your child.

I urge you to be fully engaged in your child's education. Helping your child at home is another way to do this. We are in the process of planning a Family Math Fluency Night for February. Our teachers communicate electronically with you so you are kept up to date on what your child is learning in school, how they are doing academically, and what you can do at home to help them succeed academically. The Family Math fluency Night will help you with that last part also.

Be sure to look for notices of PTA meetings and other family events at school and plan to attend them. Our PTA uses the money it raises through fundraisers to support field trips and family events such as our Trunk or Treat and others.

Participation in your child's education is not limited to attending an activity at school. In fact, that is just the beginning. For your engagement to have the greatest impact, it should take place at home also. Ask your child what they did at school each day; ask them if they have homework and what it is; let them know that you are there to support them and help them if they have a problem; tell them regularly how important it is to you that they work hard to do well in school.

When you get engaged in your child's education and let your child see that you are involved, they take school seriously.

We wish all of the families in our Waddell Community a holiday season filled with peace, joy and the happiness that comes from the company of family and friends!

Important dates: December 21 – 1:17 dismissal

Also on December 21, PTA event at Jump Off;

December 24 through January 1, Winter Vacation - no school.

Stuart Wolf
Principal

Aisha Florez
Assistant Principal

IMPORTANT PHONE NUMBERS

Mr. Stuart Wolf

Principal

(860) 647-3393

b51swolf@mpspride.org

Mrs. Aisha Florez

Assistant Principal

(860) 645- 6054

aflorez@mpspride.org

Ms. Theresa Brown

Secretary

(860) 647-3392

Mrs. Carol Walker

Nurse

(860) 647-3394

Mrs. Melissa Lawton

(860) 647-3398

Social Worker

Mrs. Ashley Soltoski

(860) 647-3398

Social Worker

Cafeteria

(860) 647-3396

Attendance

Hot Line

(860) 647-3399

December Calendar

Mon

Tue

Wed

Thu

Fri



3

4

**Picture
Re-Take Day**

5

ELL Family
Meeting 9:15am
**2nd Grade
Lunch Bunch
11:00**

6

7

10

11

12

**2nd Grade
Lunch Bunch
11:00**

13

Winter
Concert

14

PJ DAY!!
(for CCMC)

17

18

19

**2nd Grade
Lunch Bunch
11:00**

20

**2nd Grade
Lunch Bunch
11:00**

21

**Early Dismissal
@ 1:17**
**Jump Off Fund-
raiser!**

24

25

26

27

28

NO SCHOOL—WINTER BREAK

31

NO SCHOOL—WINTER BREAK

Kindergarten:

Language Arts

Students have been introduced to all 26 letters of the alphabet and their corresponding sound. Students are now learning to use those letter-sound relationships to read and write words by applying the newly taught skills of blending and segmenting sounds. Students are also beginning to learn some of the high-frequency sight words. By the end of the year the goal is for every kindergartener to be able to read each of the 44 F&P high frequency (sight) words.

The kindergarten students are having fun reading fiction and non-fiction texts during reading workshop, shared reading, read alouds, and guided reading. During those reading opportunities the students are learning their “super reading powers” (reading strategies). The following are some of the powers/strategies students have been taught and will be taught this month. “Pointer Power”- point under each word, “Picture Power”/ “Eagle Eye”- looking at the picture to help you figure out the unknown word, “Snap Word Power”- reading sight words accurately and fluently, “Sound Power”/ “Stretchy the snake”- sounding out the word (segmenting), and lastly “Pattern Power”-looking for repetitive language to help them predict the text and read more fluently. The students are also learning before, during and after comprehension skills, such as making predictions, retelling events, and making connections.

Math

The kindergarten students just finished Unit 1: Numbers 0-10. In Unit 1 students were taught to recognize, write, and compare groups and numbers 0-10. Students learned how to order numbers by finding the missing number (before, after or between a given number) and comparing numbers and quantities using math words: greater than, less than and equal to. In addition, students have been learning how to represent numbers in many ways- five and ten frames, dice dots, and drawings. Lastly, students practiced counting to 100 by ones and by tens everyday.

By the end of Kindergarten students need to have great number sense and be able to:

- *Count objects to 20 in different arrangements (line, array, circle)

- *Say numbers in order to 100 by 1's and 10's or count from any given number

- *Pair objects with a number *Compare groups of objects *Write numbers 0-20

- *Conserve the quantity of a group * Compare numbers using “greater than, less than”

This month students will be introduced to addition and subtraction through Math Unit 2. Students will learn that addition and subtraction are the opposite of each other. Students will also learn +0, -0 rules and +1 and -1 rules through various lessons, games, and activities



Social Studies/Holidays

In November the kindergarten students learned about Election Day, Veteran's Day and Thanksgiving through non-fiction and fiction books and group discussions. In December students will learn and read fiction and non-fiction books on Hanukkah, Christmas, and Kwanza.

Social Emotional Learning

Students have been learning to identify their own feelings and the feelings of others. They are also working on how to calmly express their feelings, use whole-body listening, and to think with their yes. Moreover, students are striving to meet the District's core values: 1. Be an Engaged Learner 2. Be Safe and Respectful in our Words and Actions.

Kindergarten Reminders:

Reminders

- Please have your child practice reading on a daily basis, in addition to you reading to him/her.
 - Please check the snack calendar and send in snack on your child's snack day, including half days.
 - Please empty your child's Home-School Folder daily.
 - If your child is sent home with clothes, please send in a new outfit the next day.
- Please keep in mind that we are heading into the cold winter season so we'll be sending their clothes home to be switched for warmer outfits
- Please help your child learn to tie his/her shoelaces and to put on and zip his/her winter jacket, and put on their hat and gloves.

* 'Tis the season for stuffy and runny noses- Tissue Boxes are always a welcome donation, but NOT mandatory.



First Grade:

What a month November was – it certainly went by quickly! It was wonderful to meet with you during our conference days. We, as teachers, are thankful for all the support you provide your children at home with their education.

In Reading Workshop, we continue to read in our Guided Reading groups and work on our independent reading stamina. The focus has been on using and expanding problem-solving strategies, working on fluency, and recognizing and spelling more high-frequency words correctly. We're also discussing and comparing story elements after reading (such as: who the characters are, where the story takes place, and when it happened). In phonics, we are manipulating blends and digraphs, and will soon begin to focus on long vowel sounds.

In Writing Workshop, we finished our unit on Narrative Writing and have moved on to Non-fiction Writing. Students are beginning to learn how to research a topic through reading books and by researching online, using a website called Pebblego. Students really enjoy this writing unit. It's a great opportunity to learn about a topic, and teach others what they learned.

In Math Workshop, we continue to work on addition and subtraction facts 0-10. Any extra practice at home with addition and subtraction facts is very helpful and much appreciated. Our Fluency work is really beginning to show that students are truly learning what it means to "add to" and "take away" from numbers.

In our Social Thinking program we have been discussing the difference between big and little feelings, and identifying and using strategies to cope with big feelings. We have also been working with students to notice the thoughts and feelings other people are having and how those thoughts and feelings are connected. Students are realizing how they can change thoughts others are having about them by using expected behaviors, instead of unexpected behaviors inside and outside of our classrooms.

Second Grade:

READING:

In reading, the students are continuing to select a variety of books on their own levels. Students are also using a variety of reading strategies to help them grow as readers. They are setting reading goals such as how many books or pages they will read within 30 minutes. Furthermore, they have learned what good readers do when they come to a tricky word and sometimes readers reread when a word doesn't look right or sound right. Please have your child practice some of these strategies at home.

Good readers can...

Get their mouth ready to say the first sound and then read through the word

- Look at the picture
- Does the word sound right?
- Does the word look right?
- Do I know any parts? Are there smaller words within the larger word? (ai, oa, ie, ing, ed)



WRITING:

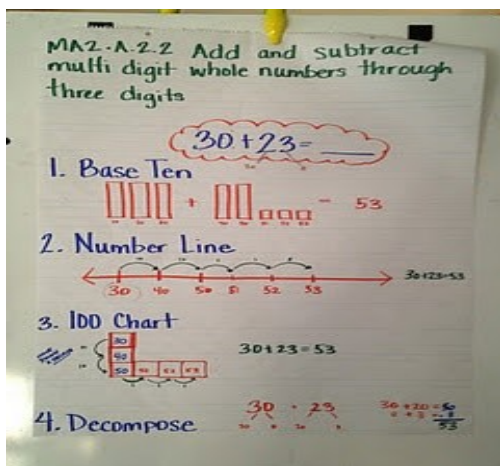
In our Writer's Workshop students completed the unit on small moments by writing a prompt. Please have your child share what they have learned as writers.

Good writers can...

- Write strong beginnings using their 5 senses
- Write a middle to their story that includes adjectives, dialogue between characters, action, transitional words such next, then, and suddenly.
- Write an end to their story leaving the reader with how the character felt or how a lesson was learned.
- Write across several pages.
- Edit and Revise to improve their writing.

MATH:

In math, the students are learning how to add and subtract numbers within 100 using mathematical tools such as hundreds charts, number lines, place value blocks, and drawings. These are some of the strategies that students have been exposed to and have practiced during mini lessons, guided math groups, and math stations. Encourage your child to use these strategies as they add and subtract 2 digit numbers.



Practice of basic number facts is an ongoing priority in Second Grade. Please continue to practice addition and subtraction facts 0 – 20 with your child.

Third Grade:

First, we would like to thank you SO much for attending your child's conference! We value your commitment to your child's education! Working together, we can give your child the best education possible. If you have any additional questions about your child's progress, please feel free to contact your child's teacher!



November was a busy month for your third grader! We worked very hard in reading, writing and math workshops.

Math:

In our current math unit, the students have been working on Multiplication Strategies and Properties. We have found patterns with 2's, 5's and 10's as factors. We have also spent some time learning strategies for 3, 4, 6, 7, 8 and 9 as factors. The students have also learned the Zero Property (multiplying factors by 0), the Identity Property (multiplying facts by 1), the Distributive Property (breaking up harder multiplication problems into easier problems) and the Associative Property (grouping a problem with three factors by using parenthesis). We have been also connecting the multiplication to a related operation- Division! Ask your child to show you what we have done so far and of course, please continue practicing the addition, subtraction, multiplication and division facts at home with your child.

Reading:

We have just completed our first unit "Building a Reading Life" in our Reader's Workshop. In the last section of the unit we learned that to go from a GOOD reader to a GREAT reader, it takes grit and perseverance. As readers we reassured each other that sometimes readers can read every single word that is on the page, but not understand what is happening in the story. When this happens, we can persevere through this obstacle by figuring out the definitions of hard words by using clues from the text. We also practiced how to ask deep questions and rethinking about what we read to ensure our understanding of a text. Please make sure your third grader is reading and logging that reading on their reading log every night!


Writing:

The students have been doing a lot of writing this past month. We completed our Personal Narrative unit! The students have been learning techniques to help them write long and strong! One technique was to think of a person who matters to them, list small moments, and write a story about one of those moments. Students chose family members, friends and people who they have shared special moments, and they wrote a story about that particular moment. The other technique was to think of a place that matters to you, map it out by making a quick sketch of something that happened in that special place, and write a story about your sketch. We look forward to seeing students using these strategies to help them write wonderful pieces that are meaningful to them

Fourth Grade:

In Math we have been working hard through our multiplication unit. Our students have been practicing their basic facts daily and have learned at least 3 different ways to multiply large numbers by a one digit number. Ask your child to tell you about all three of the ways. Please remember to keep practicing those facts at home!

We have been finishing up our first unit in Reading and will be finishing Writing soon. In our Reading unit we have been looking at the complexity of characters, how they change, and the lessons they learn through these changes. As they read at home they should be able to analyze the struggles and motivations for character behaviors. In Writing, they are finishing their personal narratives . Ask your child what a personal narrative is and what they wrote about.



In Social Thinking we have been talking about our “social memory”. This is the memories we give others based on our interactions with them. These memories can be both positive and negative. Ask your child what they learned from “The Giving Tree” about their social memory.

For Veterans Day we had a panel of guest speakers that came in to talk about their experiences in the service. Ask your child what they enjoyed about the presentation.

**THANK YOU
VETERANS**

We would like to thank all of the families that were able to come out for conferences. We would like to wish everyone a happy winter break.

Art News

November happenings from the Art room with Mrs. Nelson and Mr. Davies

First, I would like to send a warm welcome to Mr. Davies who has joined me in teaching art to our amazing students at Waddell!!

Kindergarten: Mrs. Nelson



Kindergarteners learning to recognize shapes in things around us. They cut a triangle, circle and square in the primary colors to make birds sitting on a wire and they are so cute!

First Grade: Mr. Davies



Students in first grade are getting in the seasonal spirit by using elements of collage, pattern and design around leaf motifs.

First Grade: Mrs. Nelson

First graders just finished making a fall landscape by cutting out circles and ovals for the trees body and using a variety of lines to create the branches. They then overlapped the shapes to add depth to their picture.

Second Grade: Mrs. Nelson



We had so much fun becoming mad scientists! Students learned to draw three dimensional spheres and cylinders to make bubbles and containers. Students used multiple materials :Colored construction paper crayons, markers and watercolors to complete the project.



Second Grade: Mr. Davies

My second Grade students are

Inspired by the fall harvest and using that inspiration to explore warm and cool colors through the application of oil pastels.

Art News Continued...



Third Grade : Mr. Davies

In an effort to get to know their names, I had the students use 2-D design elements and motifs, both drawn and cut out, that center around the first letter of their name.



Third Grade: Mrs. Nelson

Third graders learned a little about the environment in Southwest America and how their plants look so different than ours. They Then created a still life depicting succulent plants in a patterned container using marker, watercolor pencils and crayon for the background.

Fourth Grade: Mrs. Nelson: Warm and cool colors were used in these striking drawings of trees that resemble stained glass!

On a side note, if you have materials (buttons, yarn, etc...) or want to recycle any magazines, newspaper, paper towel rolls or similar items I am sure we could find a use for them in the art room!

Thank you, Mrs. Nelson and Mr. Davies



Music News



Hello Waddell Families,

This past month your children were preparing for two performances. The first performance took place on November 9th. The whole school held a Veterans Day Program! All students sang beautifully for the Veterans visiting that day.










The next performance will take place on December 13th at 10:00 a.m. The students have been working hard preparing their winter/holiday songs to be shared with the rest of the school.


In all classes we have continued working on proper singing voices and posture, as well as rhythm pattern work and keeping the beat. Through these activities students are becoming tuneful, beautiful, and artful musicians.

Musically,
Nicole Dickinson
Lisa Kerkin-Bundy



December Fitness Calendar

Mon	Tue	Wed	Thu	Fri
3	4	5	6	7
30 second wall sits just like gym class, if you need a break do they in 10 sec intervals	How many squats can you do in a minute? _____	Mountain climber challenge: how many can you do in a minute? _____	Jog in place for as long as you can!	Your choice of an activity! 
10	11	12	13	14
Challenge a family member to find out who can do the most butterfly kicks in a minute!	Do 30 burpees 	Getting ready for the CT fitness test.... Complete sit and reach on each leg!	Hold a plank longer than a family member.	Jog up and down stairs ten times!
17	18	19	20	21
30 toe touches 	Work on your push-up form for the fitness test. Remember bend your elbows to 90 degrees and no touching the floor!!	How many alternating lunges can you do? _____ Challenge a family member	How long can you hold a V sit for? 	Total body workout 10 push ups 10 Squats 10 Jumping jacks 10 Sit ups
24	25	26	27	28
How many calf raises can you do in a minute? _____	Do something FUN with family and friends!!!!	20 side lunges each side 	Try some Yoga 	Complete our gym class warm up routine
31				
Jump 35 times into the NEW YEAR! 	<p>Please remember all students need to have sneakers on to safely participate in PE class. Due to winter time we encourage students to leave sneakers in their locker or backpacks to change into for class!</p> <p>-Mr. Dziavit & Mrs. Bianchi</p>			




STEM NEWS

Science Fair!!!

Registration for this year's Science Fair with Invention Convention is now open. You can access the registration at: <https://tinyurl.com/ycm5sfoh>. The Waddell Science Fair will be held on Wednesday, March 13, 2019. We would love to have your student participate! STEM Specialists have introduced students to the three options for projects: invention, investigation and model

(Note: Models will not be judged this year). Please contact your STEM Specialist if your child needs help or if you would like advice on how to coach them.



Kindergarten

Students in kindergarten have continued to explore with their senses, focusing on how scientists make observations. They are learning to use properties such as shape, color, patterns, texture and size to describe what they notice. For example, they drew diagrams of fall leaves and noticed that they saw similar shapes but the colors were different compared to the green leaves they observed earlier in the year. They also examined properties such as magnetism and buoyancy to compare objects. Ask your student: How were the fall leaves different from the ones we observed in summer?

1st Grade

As first graders continued to explore light, they discovered that it is blocked by opaque objects and passes through transparent objects. They also discovered that doctors can see the images of bones on x-rays because the film is translucent. Students created models of x-rays of their hands. As they did, they learned about how their joints allow their hands and fingers to bend. This knowledge will be applied in their next unit on Structure and Function when they learn how animals move. Ask your student: Why does the sun appear to be moving across the sky over the course of the day?

2nd Grade

Second graders are learning how to design an investigation. We worked in small groups to design a fair test that they could conduct in the classroom. Students took questions from their initial exploration of ice balloons, changed one variable of their choice and tested how the variable changed how the ice melted. Through this simple experiment, we were introduced to several scientific processes, including asking questions, creating models, designing and carrying out investigations, collecting data and communicating the results. Ask your student: Why do we only change one variable in an investigation?

survive and grow. We spent a great deal of time looking at light and the human eye, connecting it to how our responses are generally how we take in the most information. They've also learned that animals use their senses to process the information and respond in different ways, such as how to react when they see a predator/prey. We will be wrapping up structure and function of animals and plants by December.

STEM NEWS CONT...

3rd Grade

Third grade scientists have been learning about heredity and how traits are passed down. We started off the unit by looking at Mrs. Knight's and Ms. Desantis' families. Students talked about the similarities and traits that were passed down. Many students discussed how they look like someone in their family. We then looked at different animals and saw how traits were passed down in animals too. Afterwards, we looked at Ms. Desantis' dog, Chloe, who is a mixed breed dog. Students drew what they thought her parents look like based on a picture they were shown of her. This brought up a lot of great conversation about the traits they observed!

4th Grade

Fourth grade has been learning about the structure of animals and how these structures allow the animal to survive and grow. We spent a great deal of time looking at light and the human eye, connecting it to how our responses are generally how we take in the most information.

They've also learned that animals use their senses to process the information and respond in different ways, such as how to react when they see a predator/prey. We will be wrapping up structure and function of animals and plants by December.

